



WELD THE WORLD



\ QUICK CATALOGUE

ITA
ENG
DEU



- WECO progetta e costruisce generatori per saldatura dal 1997 - Produzione 100% Italiana.
 - Range completo per la saldatura: MIG - MAG PULSATO / MIG - MAG / TIG (DC e AC/DC) / MMA.
 - Cura della formazione tecnica dei distributori e del Servizio post vendita.
 - Investimenti costanti, almeno il 10% del fatturato ogni anno, in Ricerca e Sviluppo
-
- WECO designs and builds generators for welding since 1997 All our welding machines are 100% in Italy produced.
 - A wide range of welding machines have been by Weco developed: MIG - MAG PULSED / MIG - MAG / TIG (DC e AC/DC) / MMA.
 - Service and relations from a partnership point of view.
 - Each year we invest over 10% of our turnover in the design and development of technologies that can innovate our products.
-
- Weco ist seit 1997 in der Entwicklung und dem Bau von Inverter-Schweißgeräten tätig. Unsere Inverter-Schweißgeräte werden zu 100% in unserem Stammsitz in Cittadella (Padova) produziert.
 - Eine hochwertige Schweißgeräte Palette:
MIG - MAG PULS ist entwickelt worden / MIG - MAG / WIG (DC/AC) - E-HAND .
 - Wir verstehen unsere Kunden als Partner.
 - Jedes Jahr investieren wir über 10% unseres Umsatzes in den Entwurf und die Entwicklung von Technologien, die unseren Innovations-Vorsprung erhalten und weiter verbessern.



MIG-MAG PULSATO/DOPPIO PULSATO/
MULTIFUNZIONE/DIGITALE
MIG-MAG PULSED/DOUBLE PULSED/
MULTIFUNCTION/DIGITAL
MIG-MAG PULS/DOPPEL PULS/
MULTIFUNKTION/DIGITAL

Power Pulse 405d - 505d 14

Power Pulse 405dms - 505dms 15

Power Pulse 405d - 505d RC Version 16

MIG-MAG PULSATO/DOPPIO PULSATO/
MULTIFUNZIONE
MIG-MAG PULSED/DOUBLE PULSED/
MULTIFUNCTION
MIG-MAG PULS/DOPPEL PULS/
MULTIFUNKTION

Power Pulse 322AC/DC - 402AC/DC -
502AC/DC TWIN FEEDER 17

Power Pulse 322T - 402T - 502T
TWIN FEEDER 18

Power Pulse 322 - 402 - 502
TWIN FEEDER 19

Pioneer Pulse 403MSR - 503MSR 20

Pioneer Pulse 321MSR 21

Pioneer Pulse 403MKS 21

Pioneer Pulse 321MKS 22

Micropulse 302MFK 22

MIG-MAG SINERGICO/MULTIFUNZIONE
MIG-MAG SYNERGIC/MULTIFUNCTION
MIG-MAG SYNERGISCH/MULTIFUNKTION

Pioneer 403MSR - 503MSR 23

Pioneer 403MKS 24

MicroMAG 302MFK 24

MicroMAG 301Plus 25

Discovery 161MF TP 25

MIG-MAG SINERGICO
MIG-MAG SYNERGIC
MIG-MAG SYNERGISCH

Pioneer 321MSR 26

Pioneer 321MKS 26

TIG AC/DC
WIG AC/DC

Cruiser 322AC/DC - 402AC/DC - 502AC/DC 27

Discovery 300AC/DC EVO 28

Discovery 221AC/DC EVO 28

Discovery 200AC/DC 29

TIG DC
WIG DC

Cruiser 322T - 402T - 502T 30

Discovery 300T EVO 31

Discovery 220T EVO 31

Multipower 204T 32

Discovery 172T - 172T MAX 32

Discovery 162T 33

MMA
E - HAND

Cruiser 322 - 402 - 502 34

Discovery 300 35

Discovery 200S 35

Multipower 184 36

Discovery 150TP 36



**MMA
E-HAND**



MIG/MAG



**PULSATO - DOPPIO PULSATO
PULSE - DOUBLE PULSE
PULS - DOPPEL PULS**



**TIG
WIG**



**MULTIFUNZIONE
MULTIFUNCTION
MULTIFUNKTION**



**SCRICCATURA
GOUGING
FUGENHOBELN**



MMA CELL

L'elevata dinamica di erogazione della corrente di saldatura della funzione MMA cellulosico permette di saldare in maniera perfetta elettrodi di tipo cellulosico, incrementando il controllo della fusione e della penetrazione. Ideale per applicazioni idrauliche, su oleodotti e industria petrolchimica.

Digital control and excellent welding with cellulosic electrodes is an optimized combination also for piping and Oil & Gas industry applications.

Funktion zum Schweißen mit celluloseumhüllten Elektroden gestattet die verbesserte Kontrolle der Abschmelzung und der Einbrandtiefe. Ideal für den Einsatz in der Hydraulik, bei Pipelines und in der petrochemischen Industrie.



TIG PULSATO 2,5KHz / TIG PULSED 2,5KHz/ WIG PULS 2,5KHz

Il TIG Pulsato con frequenza fino a 2500 Hz consente di saldare spessori sottilissimi con il pieno controllo dell'arco e un bassissimo apporto termico al pezzo.

The pulse TIG with frequency until 2500Hz allows to weld very thin materials with easy arc control and very low heat input on workpiece.

Hochfrequenz Puls WIG Lichtbogen bis 2500Hz gestattet eine hohe Energiebündelung im Kalottenkern und hervorragende Stützwirkung an der Nahtflanke.

Extreme Lichtbogenfokussierung.



TIG PULSATO SINERGICO / TIG PULSED SYNERGIC / WIG PULS SYNERGISCH

Utile per applicazioni su lamiere leggermente ossidate. Evita l'ebollizione del bagno e riduce la contaminazione dell'elettrodo.

Pre-set balanced parameters, stored in the Synergic Pulse TIG DC SYN curve, simplify Pulsed welding by adjusting only welding current.

Synergisch Puls die Alternative für die Dünnblechschweißung. Einfach perfekt Puls Schweißen. Bei dieser Funktion ist nur die Amperestromleistung einstellbar.



Q-START

La funzione Q-START (Quick Start) è stata studiata per rendere ogni punto di saldatura rapido nell'esecuzione e non ossidato.

The Q-START (Quick start) function facilitates joining of the parts in the initial stage of the welding process.

Die Funktion Q-START (Quick Start) ermöglicht einen sehr schnellen Schweißstart, und reduziert somit unnötige Wärmeeinbringung im Werkstück.



DYNAMIC ARC

Il DYNAMIC ARC è una funzione che permette, alla riduzione della tensione dell'arco, un aumento della corrente di saldatura e viceversa.

The DYNAMIC ARC function makes it possible to keep the product of Voltage x Current constant.

Die Funktion DYNAMIC ARC (DYNarc) erzeugt einen konzentrierten Lichtbogen, der die Wurzel erfassung verbessert und das Festhaften der Elektrode am Werkstück verhindert.



Q-SPOT

La nuova funzione Q-SPOT facilita in modo determinante la saldatura a punti.

The Q-SPOT function makes it possible to minimise tacking times for light gauge sheet metal.

Die Funktion Q-SPOT, die das Heften erheblich vereinfacht. Einfache Anwendung und perfekte Hefter, Punkt für Punkt.



MULTITACK

Il sistema MULTITACK consente di dosare con la massima precisione l'energia fornita al giunto limitando al minimo l'apporto termico e quindi le deformazioni plastiche.

The MULTITACK system makes possible to reduce heat input while joining limiting plastic deformations.

Diese MULTI-TACK Funktion reduziert den Wärmeeintrag während des Schweißens erheblich. Multitack Modus eignet sich zu Anwendungen, wo wenig Verzug und wenig Anlauffarben gefordert sind.



EXTRA FUSION

Questa funzionalità consente di saldare spessori molto sottili con una punta dell'elettrodo di Tungsteno paragonabile a quella di un elettrodo per la saldatura TIG DC.

This makes it possible to create a highly penetrative and precise fusion bath so that very light gauge sheets can be welded with an electrode tip comparable to that of an electrode for DC - TIG welding.

Diese Funktion eignet sich zur Fokussierung bei Dünnblechschweißungen (Lichtbogen schmal / Elektrode Spitz) oder zur Erhöhung des Lichtbogensdrucks bei Wurzelanlagen.



MIX AC/DC

Questa funzionalità permette di ottenere elevate velocità di saldatura creando più velocemente il bagno di saldatura a pezzo freddo.

This allows to obtain high welding speed and creating the weld puddle rapidly on a cold workpiece.

Es gestattet eine hohe Schweißgeschwindigkeit. Das Schweißbad entsteht sehr schnell, besonders geeignet für das Schweißen von großen Bauteildicken.



HSL

Maggiore velocità di esecuzione / Maggiore deposito orario / Basso apporto termico e minori deformazioni plastiche / Migliori caratteristiche meccaniche / Maggiore penetrazione e minore rischio di incollature/ Minori costi di produzione e ammortamento.

Higher execution speed / Higher deposition rate / Lower heat input and less plastic deformation / Better mechanical properties/ Higher penetration, offers lower risk of lack of fusion / Lower production costs and depreciation.

Höhere Schweißgeschwindigkeit / Höhere Abschmelzleistung (Kg/h) / Reduzierter Energieeintrag und dadurch weniger Verzug / Verbesserte metallurgische Eigenschaften / Tieferer Einbrand, reduzierte Gefahr von Bindefehlern und Einbrandkerben / Geringere Fertigungskosten, schnelle Amortisierung.



HIGH CONTROL

Incremento della stabilità dell'arco di saldatura con assenza quasi totale di spruzzi e micro proiezioni / Arco molto reattivo al movimento della torcia / Riduzione dell'energia trasmessa al pezzo saldato / Trasferimento molto lineare con una bagnabilità dei lembi ottimale ed una velocità di esecuzione molto elevata.

More stable welding arc, with almost no spatters and micro-projections / Very reactive arc to the torch movement / Reduced energy transmitted to the welded workpiece / Very linear transfer with an optimal edge wettability and a very high speed of execution.

Erhöhung der Lichtbogenstabilität fast ohne Spritzer / Sehr gut auf die Bewegung des Brenners reagierender Lichtbogen / Reduzierung der auf das geschweißte Werkstück übertragenen Energie / Besonders linearer Tropfenübergang, optimale Benetzung der Kanten und sehr hohe Ausführungsgeschwindigkeit



K DEEP

Penetrazione stabilizzata al variare dello stick out / Geometria regolare del cordone per tutto il tratto saldato / Diminuzione dei difetti nel giunto saldato quali: penetrazione irregolare o mancanza di fusione.

K-deep, conceived in order to keep even the penetration during welding, independently from stick out variations / Joints defects, such as lack of fusion and irregular penetration are reduced at minimum / An excellent torch handling is granted to the welder.

Dieses Verfahren gewährleistet einen stabilen Einbrand auch bei Stickout-Schwankungen während des Schweißvorgangs / Verbessertes Einbrandverhalten und geringere Gefahr des Festklebens / Einfache Handhabung vom Brenner auch für den ungeübten Schweißer.



POWER ROOT

Ottimizzazione della prima passata / Qualità garantita della saldatura in verticale discendente / Ottima operatività / Trasferimento freddo della goccia / Unione di lamiere sottili.

Optimized root pass welding / Vertical down in sound weld quality / Better moldability / Cold droplet transfer / Thinsheet welding.

Sicheres Wurzelschweißen / Röntgensicheres Fallnahtschweißen/ Deutlich verbesserte Modellierbarkeit / kälter Tropfentransfer / Schweißen dünnster Bleche.



POWER FOCUS

Maggiore penetrazione e minore rischio di incollature / Maggiore velocità di esecuzione / Maggiore stabilità dell'arco anche con stick-out lunghi / Minori costi di preparazione dei giunti.

Higher penetration, lower risk of lack of fusion / Higher execution speed / Higher arc stability also with longer stick-out / Lower production costs.

Deutliche Erhöhte Einbrandtiefe / Höhere Schweißgeschwindigkeit / Maximale Lichtbogenstabilität bei Lichtbogensverlängerung / Geringere Fertigungskosten.



POWER INVERTER INSIDE

Maggiore Efficienza / Minore consumo di Energia
Higher Efficiency / Lower Energy Demand
Hoher Wirkungsgrad / Niedriger Energieverbrauch



W.ECO - TECHNOLOGY INSIDE

Bassa emissione di correnti armoniche/ Minore assorbimento dalla rete.
Lower harmonic current emissions / Lower input current.
Niedrigere Energieemission / Niedrigere Eingangsspannung.



W.ECO - POWER FACTOR CORRECTOR

In conformità alla norma CE, EN 60974-10, la tecnologia W.ECO PFC permette di ridurre le emissioni armoniche in rete, diminuire del 20% la corrente assorbita dalla rete e aumentare il rendimento dell' inverter.

In compliance with the CE, EN 60974-10 standard.W.ECO PFC reduces harmonic current emissions and 20% input current, increasing the power inverter efficiency.

In Einklang mit der Norm CE, EN 60974-10 gestattet die Technologie W.ECO die Begrenzung der Erzeugung von Oberwellen im speisenden Energieversorgungssystem, die Senkung der Stromaufnahme vom Netz um 20% und die Erhöhung des Wirkungsgrads des Inverters.



TOTAL PROTECTION

Massima affidabilità
Maximum reliability
Maximale Zuverlässigkeit



VOLT REDUCTION DEVICE

Massima sicurezza
Maximum safety
Maximale Sicherheit



HAC - HYBRID ARC CONTROL

Arco morbido, assenza di spruzzi / Migliori saldature, reale risparmio
Soft Arc, Low Spattering / Better welds, Money Savings
Geringe Spritzerbildung / bessere Schweißergebnisse Kosten sparend



WECO DIGITAL CONTROL

L'inverter è controllato digitalmente attraverso il dispositivo DSP (Digital Signal Processor) di ultima generazione che permette un controllo dell'arco di saldatura rapido e preciso.

The Inverter is by the latest generation DSP device (Digital Signal Processor) digitally controlled, this permits a steady precise and quick adjustment of the welding arc.

Der Inverter wird durch die neuste Generation DSP Steuerung (Digital Signal Processor) digital geregelt, das ermöglicht eine genaue und schnelle Kontrolle vom Schweißlichtbogen.



MULTIVOLTAGE

La macchina può essere collegata alla rete di alimentazione trifase più comune, adattandosi automaticamente alla tensione disponibile in loco per garantire una saldatura sempre perfetta.

The Power Source can be connected to most common three-phase supply-net, it means that the inverter adjusts automatically its parameters to the available supplying voltage in order to grant in any case a perfect welding.

Das Gerät kann an jede durchgängige Dreiphasen-Netzspeisung angeschlossen werden, d.h. passt sich der Anlagebetrieb an die verfügbare Netzspannung automatisch an, so dass ein perfektes Schweißen immer gewährleistet wird.

Weco Data Manager



Weco ha sviluppato lo strumento DATA MANAGER per avere un controllo e un monitoraggio completi della saldatura eseguita.

Weco has developed the DATA MANAGER tool for complete welding control and monitoring.

Weco hat sein eigenes DATA-MANAGER SYSTEM entwickelt um eine nachvollziehbare Dokumentation der verwendeten Schweißprozessdaten erstellen zu können.

Certificazioni / Certifications / Zertifizierung



Per i generatori MIG/MAG sinergico o ad arco pulsato sono disponibili le nostre WPQR per la creazione delle WPS relative ai prodotti che necessitano di approvazione EN1090.

Qualification of welding procedures according to DIN EN 1090. The complete WPQR packet for execution class 1 and 2 up to S355 is available for MIG/MAG power sources in Weco's range.

Qualifizierung der Schweißverfahren für die DIN EN 1090 Das Gesamtpaket WPQR für EXC1 und EXC 2 bis S355 bezüglich aller Weco MIG/MAG Anlagen wird unseren Kunden zur Verfügung gestellt.



Weco srl, produttore di impianti per saldatura con sede in Corso Noblesville n.8, 35013, Cittadella si impegna a riconoscere sui prodotti una garanzia secondo i termini specificati nel Libretto apposito. L'innovazione è per noi uno dei valori in cui più crediamo e investiamo dal 1997. Lo scopo è di migliorare continuamente e rendere sempre più affidabili i nostri prodotti. Vogliamo mettere al centro i vostri bisogni e diventare sempre più vostri partner di fiducia.

Weco srl, manufacturer of welding systems based in Corso Noblesville n.8, 35013, Cittadella, (Padova) Italy is committed to recognize a guarantee on the products according to the terms specified in the specific booklet. Innovation is the principal value to which we are committed. Since 1997 we have continuously invested in technical advancements. Progressing and improving the process of going forward to bring confidence in the reliability of our products. The fundamental purpose of our business is to provide the satisfaction to your needs and demands as a trusted supplier, endlessly strengthening our Partnership.

Weco Srl, Hersteller von Schweißanlagen mit Sitz in Corso Noblesville n.8, 35013, Cittadella, (Padova), Italien, verpflichtet sich zur Gewährung einer Garantie auf alle ihre Produkte laut der festgestellten Garantiebedingungen im gewidmeten Garantieheft enthalten. Die ständige Innovation ist unser Hauptziel und zu diesem Zweck hat Weco seit 1997 ihre Ressourcen ständig investiert. Das hat eine ständige Verbesserung und eine zunehmende Zuverlässigkeit unseres Produkts ermöglicht. Als weitere Kernpunkte setzen wir eure Bedürfnisse und Anforderungen, um unsere Partnerschaft als vertrauter Lieferant verstärken zu können.



Power Pulse Digital 405d - 505d

3 x 230Vac - 3 x 400Vac



Tecnologia - Technology - Technologie



Funzioni - Functions - Funktionen



POWER PULSE 405d						
$D \Rightarrow$	3x400Vac \pm 15% @ 50-60Hz			3x230Vac \pm 15% @ 50-60Hz		
\Rightarrow	25 A			30A		
\Rightarrow	MIG-MAG	MMA E-HAND	TIG-WIG	MIG-MAG	MMA E-HAND	TIG-WIG
% _{40°C}	100%	100%	100%	100%	100%	100%
$\Rightarrow I$	400A	400A	400A	350A	350A	400A
I_c	10A-400A	10A-400A	5A-400A	10A-350A	10A-350A	5A-400A
U _v /U _i	70V/19V					
P _{max}	16,8kVA - 16kW					
IP	23					
\perp	1160 x 670 x 1420mm					
$\Rightarrow \Rightarrow \Rightarrow$	KIT 405d PP WF205p 4m H ₂ O - 130,0Kg					

POWER PULSE 505d												
$D \Rightarrow$	3x400Vac \pm 15% @ 50-60Hz									3x230Vac \pm 15% @ 50-60Hz		
\Rightarrow	30A									30A		
\Rightarrow	MIG-MAG			MMA E-HAND			TIG-WIG			MIG-MAG	MMA E-HAND	TIG-WIG
% _{40°C}	50%	60%	100%	50%	60%	100%	50%	60%	100%	100%	100%	100%
$\Rightarrow I$	500A	450A	400A	500A	450A	400A	500A	450A	400A	350A	350A	400A
I_c	10A-500A			10A-500A			5A-500A			10A-350A	10A-350A	5A-400A
U _v /U _i	70V/19V											
P _{max}	23,7kVA - 22,6kW											
IP	23											
\perp	1160 x 670 x 1420mm											
$\Rightarrow \Rightarrow \Rightarrow$	KIT 505d PP WF205p 4m H ₂ O - 130,0Kg											

Power Pulse Digital 405dms - 505dms

3 x 230Vac - 3 x 400Vac



Tecnologia - Technology - Technologie



Funzioni - Functions - Funktionen



POWER PULSE 405dms						
$D \Rightarrow$	3x400Vac \pm 15% @ 50-60Hz			3x230Vac \pm 15% @ 50-60Hz		
\Rightarrow	25 A			30A		
\Rightarrow	MIG-MAG	MMA E-HAND	TIG-WIG	MIG-MAG	MMA E-HAND	TIG-WIG
% _{40°C}	100%	100%	100%	100%	100%	100%
$\Rightarrow I$	400A	400A	400A	350A	350A	400A
I_s	10A-400A	10A-400A	5A-400A	10A-350A	10A-350A	5A-400A
U _v /U	70V/19V					
P _{max}	16,8kVA - 16kW					
IP	23					
\Rightarrow	1160 x 670 x 1420mm					
\Rightarrow	KIT 405dms PP WF205p 4m H ₂ O - 130,0Kg					

POWER PULSE 505dms												
$D \Rightarrow$	3x400Vac \pm 15% @ 50-60Hz									3x230Vac \pm 15% @ 50-60Hz		
\Rightarrow	30A									30A		
\Rightarrow	MIG-MAG			MMA E-HAND			TIG-WIG			MIG-MAG	MMA E-HAND	TIG-WIG
% _{40°C}	50%	60%	100%	50%	60%	100%	50%	60%	100%	100%	100%	100%
$\Rightarrow I$	500A	450A	400A	500A	450A	400A	500A	450A	400A	350A	350A	400A
I_s	10A-500A			10A-500A			5A-500A			10A-350A	10A-350A	5A-400A
U _v /U	70V/19 V											
P _{max}	23,7kVA - 22,6kW											
IP	23											
\Rightarrow	1160 x 670 x 1420mm											
\Rightarrow	KIT 505dms PP WF205p 4m H ₂ O - 130,0Kg											

Power Pulse Digital 405d - 505d RC Version

3 x 230Vac - 3 x 400Vac



Tecnologia - Technology - Technologie



Funzioni - Functions - Funktionen



POWER PULSE 405d						
$D \Rightarrow$	3x400Vac \pm 15% @ 50-60Hz			3x230Vac \pm 15% @ 50-60Hz		
	25 A			30A		
	MIG-MAG	MMA E-HAND	TIG-WIG	MIG-MAG	MMA E-HAND	TIG-WIG
$\%_{0.40^c}$	100%	100%	100%	100%	100%	100%
$\cdot I$	400A	400A	400A	350A	350A	400A
I_s	10A-400A	10A-400A	5A-350A	10A-350A	10A-350A	5A-400A
U_s/U_s	70V/19V					
P_{max}	16,8kVA - 16kW					
IP	23					
L	1160 x 670 x 1420mm					
	KIT 405d PP WF205p 4m H ₂ O - 130,0Kg					

POWER PULSE 505d												
$D \Rightarrow$	3x400Vac \pm 15% @ 50-60Hz									3x230Vac \pm 15% @ 50-60Hz		
	30A									30A		
	MIG-MAG			MMA E-HAND			TIG-WIG			MIG-MAG	MMA E-HAND	TIG-WIG
$\%_{0.40^c}$	50%	60%	100%	50%	60%	100%	50%	60%	100%	100%	100%	100%
$\cdot I$	500A	450A	400A	500A	450A	400A	500A	450A	400A	350A	350A	400A
I_s	10A-500A			10A-500A			5A-500A			10A-350A	10A-350A	5A-400A
U_s/U_s	70V/19V											
P_{max}	23,7kVA - 22,6kW											
IP	23											
L	1160 x 670 x 1420mm											
	KIT 505d PP WF205p 4m H ₂ O - 130,0Kg											

Power Pulse 322AC/DC - 402AC/DC - 502AC/DC / Twin Feeder

3 x 400Vac



TWIN FEEDER

POWER PULSE 322 AC/DC									
	3x400Vac ± 15% @ 50-60Hz								
	25A								
	MIG - MAG			TIG - WIG			MMA - E-HAND		
$\%_{40^{\circ}\text{C}}$	40%	60%	100%	45%	60%	100%	45%	60%	100%
$\cdot I_2$	320A	270A	240A	320A	280A	240A	300A	270A	240A
I_2	20A - 320A			5A - 320A			10A - 300A		
U_o/U_i	72V/11V								
P_{MAX}	15,2kVA - 12,0kW								
IP	23								
	1160 x 670 x 1530mm								
	KIT 322AC/DC PP WF104 TF H ₂ O - 197,9Kg								

POWER PULSE 402 AC/DC									
	3x400Vac ± 15% @ 50-60Hz								
	32A								
	MIG-MAG			TIG - WIG			MMA - E-HAND		
$\%_{40^{\circ}\text{C}}$	50%	60%	100%	50%	60%	100%	50%	60%	100%
$\cdot I_2$	400A	380A	340A	400A	380A	340A	400A	370A	340A
I_2	20A - 400A			5A - 400A			10A - 400A		
U_o/U_i	81V/9V								
P_{MAX}	18,4kVA - 16,8kW								
IP	23								
	1160 x 670 x 1530mm								
	KIT 402AC/DC PP WF104 TF H ₂ O - 208,0Kg								

POWER PULSE 502 AC/DC									
	3x400Vac ± 15% @ 50-60Hz								
	32A								
	MIG - MAG			TIG - WIG			MMA - E-HAND		
$\%_{40^{\circ}\text{C}}$	30%	60%	100%	30%	60%	100%	30%	60%	100%
$\cdot I_2$	500A	380A	340A	500A	380A	340A	500A	370A	340A
I_2	20A - 500A			5A - 500A			10A - 500A		
U_o/U_i	81V/9V								
P_{MAX}	25,5kVA - 23,4kW								
IP	23								
	1160 x 670 x 1530mm								
	KIT 502AC/DC PP WF104 TF H ₂ O - 208,0Kg								



Tecnologia - Technology - Technologie



Funzioni - Functions - Funktionen



Extra



Power Pulse 322T - 402T - 502T / Twin Feeder

3 x 400Vac



TWIN FEEDER

POWER PULSE 322T									
	3x400Vac ± 15% @ 50-60Hz								
	25A								
	MIG - MAG			TIG - WIG			MMA - E-HAND		
$\%_{40^{\circ}\text{C}}$	-	60%	100%	-	60%	100%	-	60%	100%
$\cdot I_2$	-	320A	260A	-	320A	260A	-	300A	250A
I_2	10A - 320A			5A - 320A			10A - 300A		
U_0/U_1	73V/10V								
P_{MAX}	15,2kVA - 11,6kW								
IP	23								
	1160 x 670 x 1530mm								
	KIT 322T PP WF104 TF H ₂ O - 196,5Kg								

POWER PULSE 402T									
	3x400Vac ± 15% @ 50-60Hz								
	32A								
	MIG-MAG			TIG - WIG			MMA - E-HAND		
$\%_{40^{\circ}\text{C}}$	100%			100%			100%		
$\cdot I_2$	400A								
I_2	10A - 400A			5A - 400A			10A - 400A		
U_0/U_1	83V/9V								
P_{MAX}	18,4kVA - 16,8kW								
IP	23								
	1160 x 670 x 1530mm								
	KIT 402T PP WF104 TF H ₂ O - 206,7Kg								

POWER PULSE 502T									
	3x400Vac ± 15% @ 50-60Hz								
	40A								
	MIG - MAG			TIG - WIG			MMA - E-HAND		
$\%_{40^{\circ}\text{C}}$	50%	60%	100%	50%	60%	100%	50%	60%	100%
$\cdot I_2$	500A	450A	400A	500A	460A	400A	500A	450A	400A
I_2	10A - 500A			5A - 500A			10A - 500A		
U_0/U_1	83V/9V								
P_{MAX}	25,5kVA - 23,4kW								
IP	23								
	1160 x 670 x 1530mm								
	KIT 502T PP WF104 TF H ₂ O - 206,7Kg								



Tecnologia - Technology - Technologie



Funzioni - Functions - Funktionen



Extra



Power Pulse 322 - 402 - 502 / Twin Feeder

3 x 400Vac



TWIN FEEDER



Tecnologia - Technology - Technologie



Funzioni - Functions - Funktionen



Extra



POWER PULSE 322						
	3x400Vac ± 15% @ 50-60Hz					
	25A					
	MIG - MAG		TIG - WIG		MMA - E-HAND	
$\%_{0\ 40^{\circ}\text{C}}$	60%	100%	60%	100%	60%	100%
$\cdot I_2$	320A	260A	320A	260A	300A	260A
I_2	10A - 320A		5A - 320A		10A - 300A	
U_0/U_1	73V/10V					
P_{MAX}	15,2kVA - 12,0kW					
IP	23					
	1160 x 670 x 1530mm					
	KIT 322 PP WF104 TF H ₂ O - 192,0Kg					

POWER PULSE 402			
	3x400Vac ± 15% @ 50-60Hz		
	32A		
	MIG-MAG	TIG - WIG	MMA - E-HAND
$\%_{0\ 40^{\circ}\text{C}}$	100%	100%	100%
$\cdot I_2$	400A	400A	400A
I_2	10A - 400A	5A - 400A	10A - 400A
U_0/U_1	83V/9V		
P_{MAX}	18,4kVA - 16,8kW		
IP	23		
	1160 x 670 x 1530mm		
	KIT 402 PP WF104 TF H ₂ O - 202,1Kg		

POWER PULSE 502									
	3x400Vac ± 15% @ 50-60Hz								
	40A								
	MIG - MAG			TIG - WIG			MMA - E-HAND		
$\%_{0\ 40^{\circ}\text{C}}$	50%	60%	100%	50%	60%	100%	50%	60%	100%
$\cdot I_2$	500A	450A	400A	500A	460A	400A	500A	450A	400A
I_2	10A - 500A			5A - 500A			5A - 500A		
U_0/U_1	83V/9V								
P_{MAX}	25,5kVA - 23,4kW								
IP	23								
	1160 x 670 x 1530mm								
	KIT 502 PP WF104 TF H ₂ O - 202,1Kg								

Pioneer Pulse 403MSR - 503MSR

3 x 400Vac



PIONEER PULSE 403 MSR					
	3x400Vac ± 15% @ 50-60Hz				
	25A				
	MIG - MAG		TIG - WIG		MMA - E-HAND
$\%_{0\ 40^{\circ}\text{C}}$	65%	100%	100%	65%	100%
$\cdot I_2$	400A	370A	400A	400A	370A
I_2	10A - 400A		10A - 400A		10A - 400A
U_0/U_1	62V/10V				
$P_{I\ \text{MAX}}$	19,3KVA - 16,4 KW				
IP	23				
	460 x 990 x 1370mm				
	KIT 403MSR PP 4m H ₂ O BASIC - 118,5Kg				

PIONEER PULSE 503 MSR									
	3x400Vac ± 15% @ 50-60Hz								
	32A								
	MIG - MAG			TIG - WIG			MMA - E-HAND		
$\%_{0\ 40^{\circ}\text{C}}$	30%	60%	100%	35%	60%	100%	30%	60%	100%
$\cdot I_2$	500A	430A	400A	500A	450A	400A	500A	430A	400A
I_2	10A - 500A			10A - 500A			10A - 500A		
U_0/U_1	62V/10V								
$P_{I\ \text{MAX}}$	25,5kVA - 22,3kW								
IP	23								
	460 x 990 x 1370mm								
	KIT 503MSR PP 4m H ₂ O BASIC - 118,5Kg								



Tecnologia - Technology - Technologie



Funzioni - Functions - Funktionen



Pioneer Pulse 321MSR

3 x 400Vac



PIONEER PULSE 321 MSR			
	3x400Vac ± 15% @ 50-60Hz		
	25A		
	MIG-MAG		
$\%_{40^{\circ}\text{C}}$	45%	60%	100%
$\cdot I_2$	320A	280A	230A
I_2	10A - 320A		
U_0/U_1	71V/11V		
P_{MAX}	14,6kVA - 10,9kW		
IP	23		
	1110 x 550 x 925mm		
	KIT 321MSR PP WF104 4m H ₂ O - 127,0Kg		

Funzioni - Functions - Funktionen



Tecnologia - Technology - Technologie

Extra



Pioneer Pulse 403MKS

3 x 400Vac



PIONEER PULSE 403 MKS									
	3x400Vac ± 15% @ 50-60Hz								
	25A								
	MIG - MAG			TIG - WIG			MMA - E-HAND		
$\%_{40^{\circ}\text{C}}$	40%	60%	100%	40%	60%	100%	40%	60%	100%
$\cdot I_2$	400A	350A	320A	400A	350A	400A	400A	350A	320A
I_2	10A - 400A			10A - 400A			10A - 400A		
U_0/U_1	66V/10V								
P_{MAX}	18,9kVA - 16,2kW								
IP	23								
	460 x 990 x 940mm								
	KIT 403MKS PP H ₂ O BASIC - 90,4Kg								

Funzioni - Functions - Funktionen



Tecnologia - Technology - Technologie



Pioneer Pulse 321MKS

3 x 400Vac



PIONEER PULSE 321 MKS			
	3x400Vac ± 15% @ 50-60Hz		
	25A		
	MIG-MAG		
$\%_{40^{\circ}\text{C}}$	45%	60%	100%
$\cdot I_2$	320A	280A	230A
I_2	10A - 320A		
U_0/U_1	71V/11V		
P_{MAX}	14,6kVA - 10,9kW		
IP	23		
	1110 x 550 x 805mm		
	KIT 321MKS PIONEER PULSE H ₂ O - 100,3Kg		

Funzioni - Functions - Funktionen



Tecnologia - Technology - Technologie



Extra



MicroPulse 302MFK

3 x 400Vac



MICROPULSE 302 MFK									
	3x400Vac ± 15% @ 50-60Hz								
	16A								
	MIG - MAG			TIG - WIG			MMA - E-HAND		
$\%_{40^{\circ}\text{C}}$	35%	60%	100%	50%	60%	100%	40%	60%	100%
$\cdot I_2$	300A	230A	200A	250A	240A	210A	250A	220A	190A
I_2	10A - 300A			5A - 250A			5A - 250A		
U_0/U_1	60V/11V								
P_{MAX}	10,3kVA - 9,7kW								
IP	23S								
	560 x 280 x 390mm								
	24,4Kg								

Funzioni - Functions - Funktionen



Tecnologia - Technology - Technologie



Extra



Pioneer 403MSR - 503MSR

3 x 400Vac



PIONEER 403 MSR					
	3x400Vac ± 15% @ 50-60Hz				
	25A				
	MIG - MAG		TIG - WIG		MMA - E-HAND
$\%_{0\ 40^{\circ}\text{C}}$	65%	100%	100%	65%	100%
$\cdot I_2$	400A	370A	400A	400A	370A
I_2	10A - 400A		10A - 400A		10A - 400A
U_o/U_i	62V/10V				
$P_{i\ \text{MAX}}$	19,3KVA - 16,4 KW				
IP	23				
	460 x 990 x 1370mm				
	KIT 403MSR H ₂ O BASIC - 118,5 Kg				

PIONEER 503 MSR									
	3x400Vac ± 15% @ 50-60Hz								
	32A								
	MIG - MAG			TIG - WIG			MMA - E-HAND		
$\%_{0\ 40^{\circ}\text{C}}$	30%	60%	100%	35%	60%	100%	30%	60%	100%
$\cdot I_2$	500A	430A	400A	500A	450A	420A	500A	430A	400A
I_2	10A - 500A			10A - 500A			10A - 500A		
U_o/U_i	62V/10V								
$P_{i\ \text{MAX}}$	25,5kVA - 22,3kW								
IP	23								
	460 x 990 x 1370mm								
	KIT 503MSR H ₂ O BASIC - 118,5Kg								



Tecnologia - Technology - Technologie



Funzioni - Functions - Funktionen



Pioneer 403MKS

3 x 400Vac



PIONEER 403 MKS									
	3x400Vac ± 15% @ 50-60Hz								
	25A								
	MIG - MAG			TIG - WIG			MMA - E-HAND		
$\%_{40^{\circ}\text{C}}$	40%	60%	100%	40%	60%	100%	40%	60%	100%
$\cdot I_2$	400A	350A	320A	400A	350A	320A	400A	350A	320A
I_2	10A - 400A			10A - 400A			10A - 400A		
U_0/U_1	66V/10V								
P_{MAX}	18,9kVA - 16,2kW								
IP	23								
	460 x 990 x 940mm								
	KIT 403MKS H ₂ O BASIC - 90,4Kg								

Funzioni - Functions - Funktionen



Tecnologia - Technology - Technologie



Micromag 302MFK

3 x 400Vac



MICROMAG 302 MFK									
	3x400Vac ± 15% @ 50-60Hz								
	16A								
	MIG - MAG			TIG - WIG			MMA - E-HAND		
$\%_{40^{\circ}\text{C}}$	35%	60%	100%	50%	60%	100%	40%	60%	100%
$\cdot I_2$	300A	230A	200A	250A	240A	210A	250A	220A	190A
I_2	10A - 300A			5A - 250A			10A - 250A		
U_0/U_1	60V/11V								
P_{MAX}	10,3kVA - 9,7kW								
IP	23S								
	560 x 280 x 390mm								
	23,4Kg								



Tecnologia - Technology - Technologie



MicromAG 301PLUS

3 x 400Vac



MICROMAG 301 PLUS									
	3x400Vac ± 15% @ 50-60Hz								
	16A								
	MIG - MAG			TIG - WIG			MMA - E-HAND		
$\%_{40^{\circ}\text{C}}$	35%	60%	100%	50%	60%	100%	40%	60%	100%
$\cdot I_2$	300A	230A	200A	250A	240A	210A	250A	220A	190A
I_2	10A - 300A			5A -250A			5A - 250A		
U_o/U_i	53V/11V								
P_{MAX}	10,3kVA - 9,7kW								
IP	23S								
	410x 270 x 355mm								
	19,7Kg								



Tecnologia - Technology - Technologie



Discovery 161MF TP

1 x 230Vac



DISCOVERY 161 MF TP									
	1x230Vac ± 15% @ 50-60Hz								
	16A								
	MIG - MAG			TIG - WIG			MMA - E-HAND		
$\%_{40^{\circ}\text{C}}$	30%	60%	100%	40%	60%	100%	30%	60%	100%
$\cdot I_2$	160A	120A	100A	140A	130A	110A	140A	120A	100A
I_2	10A - 160A			5A -140A			5A - 140A		
U_o/U_i	91V/10V								
P_{MAX}	5,5VA								
IP	23S								
	460x 230 x 325mm								
	14Kg								



Tecnologia - Technology - Technologie



Pioneer 321MSR

3 x 400Vac



PIONEER 321 MSR			
	3x400Vac ± 15% @ 50-60Hz		
	16A		
	MIG-MAG		
$\%_{40^{\circ}\text{C}}$	45%	60%	100%
$\cdot I_2$	320A	280A	230A
I_2	20A - 320A		
U_o/U_i	53V/10V		
P_{MAX}	11,6kVA - 11,1kW		
IP	23		
	1110 x 550 x 1400mm		
	KIT 321MSR H ₂ O - 128,4Kg		



Tecnologia - Technology - Technologie



Extra



Pioneer 321MKS

3 x 400Vac



PIONEER 321 MKS			
	3x400Vac ± 15% @ 50-60Hz		
	16A		
	MIG-MAG		
$\%_{40^{\circ}\text{C}}$	45%	60%	100%
$\cdot I_2$	320A	280A	230A
I_2	20A - 320A		
U_o/U_i	53V/10V		
P_{MAX}	11,6kVA - 11,1kW		
IP	23		
	1110 x 550 x 805mm		
	KIT 321MKS H ₂ O - 90,8Kg		



Tecnologia - Technology - Technologie



Extra



Cruiser 322AC/DC - 402AC/DC - 502AC/DC

3 x 400Vac



CRUISER 322 AC/DC						
	3x400Vac ± 15% @ 50-60Hz					
	25A					
	TIG-WIG			MMA E-HAND		
$\%_{0\ 40^{\circ}\text{C}}$	45%	60%	100%	45%	60%	100%
$\cdot I_2$	320A	280A	240A	300A	270A	240A
I_2	5A - 320A			10A - 300A		
U_0/U_1	72V/11V					
P_{MAX}	14,7kVA - 11,3kW					
IP	23					
	1160 x 670 x 1020mm					
	KIT 322AC/DC CRUISER H ₂ O - 110,2Kg					

CRUISER 402 AC/DC						
	3x400Vac ± 15% @ 50-60Hz					
	32A					
	TIG-WIG			MMA E-HAND		
$\%_{0\ 40^{\circ}\text{C}}$	50%	60%	100%	50%	60%	100%
$\cdot I_2$	400A	380A	340A	400A	370A	340A
I_2	5A - 400A			10A - 400A		
U_0/U_1	81V/9V					
P_{MAX}	18,4kVA - 16,8kW					
IP	23					
	1160 x 670 x 1020mm					
	KIT 402AC/DC CRUISER H ₂ O - 120,3Kg					

CRUISER 502 AC/DC						
	3x400Vac ± 15% @ 50-60Hz					
	40A					
	TIG-WIG			MMA E-HAND		
$\%_{0\ 40^{\circ}\text{C}}$	30%	60%	100%	30%	60%	100%
$\cdot I_2$	500A	380A	340A	500A	370A	340A
I_2	5A - 400A			10A - 400A		
U_0/U_1	81V/9V					
P_{MAX}	25,5kVA - 23,4kW					
IP	23					
	1160 x 670 x 1020mm					
	KIT 502AC/DC CRUISER H ₂ O - 120,3Kg					



Tecnologia - Technology - Technologie



Funzioni - Functions - Funktionen



Discovery 300AC/DC EVO

3 x 400Vac

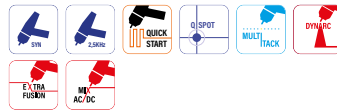


DISCOVERY 300 AC/DC EVO						
	3x400Vac ± 15% @ 50-60Hz					
	20A					
	TIG-WIG			MMA E-HAND		
$\%_{0\ 40^{\circ}\text{C}}$	30%	60%	100%	30%	60%	100%
$\cdot I_2$	300A	220A	180A	300A	220A	180A
I_2	5A - 300A			10A - 300A		
U_0/U_1	59V/9V					
P_{MAX}	14,6kVA - 11,4kW					
IP	23S					
	460 x 230 x 325mm					
	23,4Kg					

Funzioni - Functions - Funktionen



Tecnologia - Technology - Technologie



Discovery 221AC/DC EVO

1 x 230Vac

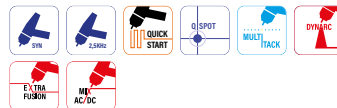


DISCOVERY 221 AC/DC EVO						
	1x230Vac ± 15% @ 50-60Hz					
	16A			25A		
	TIG-WIG			MMA - E-HAND		
$\%_{0\ 40^{\circ}\text{C}}$	35%	60%	100%	40%	60%	100%
$\cdot I_2$	220A	180A	160A	180A	150A	120A
I_2	5A - 220A			10A - 180A		
U_0/U_1	79V/12V					
P_{MAX}	6,2kVA - 6,1KW					
IP	23S					
	460 x 230 x 325mm					
	19Kg					

Funzioni - Functions - Funktionen



Tecnologia - Technology - Technologie



Discovery 200AC/DC

1 x 230Vac



DISCOVERY 200 AC/DC						
	1x230Vac ± 15% @ 50-60Hz					
	16A		25A			
	TIG-WIG			MMA E-HAND		
$\%_{0-40^{\circ}\text{C}}$	30%	60%	100%	40%	60%	100%
I_2	200A	150A	130A	150A	130A	120A
I_2	7A - 200A			7A - 150A		
U_0/U_i	88V/ 10V					
$P_{i\text{MAX}}$	6,3kW					
IP	23S					
	460 x 230 x 325mm					
	17,6Kg					



Tecnologia - Technology - Technologie



Cruiser 322T - 402T - 502T

3 x 400Vac



CRUISER 322T				
	1x230Vac ± 15% @ 50-60Hz			
	25A			
	TIG-WIG		MMA - E-HAND	
$\%_{40^{\circ}\text{C}}$	60%	100%	60%	100%
$\cdot I_2$	320A	260A	300A	250A
I_2	5A - 320A		10A - 300A	
U_o/U_r	73V/10V			
P_{MAX}	14,3kVA - 11,0KW			
IP	23			
	1160 x 670 x 1020mm			
	KIT 322T CRUISER H ₂ O - 108,8Kg			

CRUISER 402T		
	3x400Vac ± 15% @ 50-60Hz	
	32A	
	TIG-WIG	MMA - E-HAND
$\%_{40^{\circ}\text{C}}$	100%	100%
$\cdot I_2$	400A	400A
I_2	5A - 400A	10A - 400A
U_o/U_r	83V/9V	
P_{MAX}	18,4kVA - 16,8kW	
IP	23	
	1160 x 670 x 1020mm	
	KIT 402T CRUISER H ₂ O - 119,0Kg	

CRUISER 502T						
	3x400Vac ± 15% @ 50-60Hz					
	40A					
	TIG-WIG			MMA - E-HAND		
$\%_{40^{\circ}\text{C}}$	50%	60%	100%	50%	60%	100%
$\cdot I_2$	500A	460A	400A	500A	450A	400A
I_2	5A - 500A			10A - 500A		
U_o/U_r	83V/9V					
P_{MAX}	25,5kVA - 23,4kW					
IP	23					
	1160 x 670 x 1020mm					
	KIT 502T CRUISER H ₂ O - 119,0Kg					



Tecnologia - Technology - Technologie



Funzioni - Functions - Funktionen



Discovery 300T EVO

3 x 400Vac



DISCOVERY 300T EVO						
	3x400Vac ± 15% @ 50-60Hz					
	20A					
	TIG-WIG			MMA - E-HAND		
$\%_{0.40^{\circ}\text{C}}$	50%	60%	100%	40%	60%	100%
$\cdot I_2$	300A	250A	210A	300A	230A	120A
I_2	5A - 300A			10A - 300A		
U_o/U_i	76V/9V					
P_{MAX}	13,3kVA - 10,7KW					
IP	23S					
	460 x 230 x 325mm					
	22,0Kg					

Funzioni - Functions - Funktionen



Tecnologia - Technology - Technologie



Discovery 220T EVO

1 x 230Vac



DISCOVERY 220T EVO						
	1x230Vac ± 15% @ 50-60Hz					
	16A			25A		
	TIG-WIG			MMA - E-HAND		
$\%_{0.40^{\circ}\text{C}}$	40%	60%	100%		60%	100%
$\cdot I_2$	220A	190A	160A		180A	150A
I_2	5A - 220A			10A - 180A		
U_o/U_i	81V/5V					
P_{MAX}	5,9kVA - 5,8KW					
IP	23S					
	460 x 230 x 325mm					
	18,6Kg					

Funzioni - Functions - Funktionen



Tecnologia - Technology - Technologie



Multipower 204T

1 x 115Vac - 1 x 230Vac

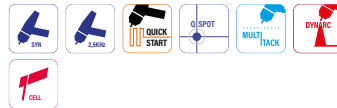


MULTIPOWER 204T										
	1x230Vac ± 15% @ 50-60Hz					1x115Vac ± 15% @ 50-60Hz				
	16A					32A				
	TIG-WIG			MMA - E-HAND			TIG-WIG		MMA - E-HAND	
% 40°C	30%	60%	100%	35%	60%	100%	100%	50%	60%	100%
I_2	200A	140A	130A	180A	130A	120A	115A	115A	110A	105A
I_2	5A - 200A			10A - 180A			5A - 115A		10A - 115A	
U_o/U_i	83V/11V									
P_{MAX}	5,8kVA - 5,6kW									
IP	23S									
	400 x 160 x 260									
	11,8kg									

Funzioni - Functions - Funktionen



Tecnologia - Technology - Technologie



Discovery 172T - 172T MAX

1 x 230Vac



DISCOVERY 172T - 172T MAX						
	1x230Vac ± 15% @ 50-60Hz					
	16A					
	TIG-WIG			MMA - E-HAND		
% 40°C	40%	60%	100%	50%	60%	100%
I_2	170A	150A	130A	150A	130A	120A
I_2	5A - 170A			10A - 150A		
U_o/U_i	53V/8V					
P_{MAX}	6,2kVA - 4,5KW					
IP	23S					
	400 x 160 x 260mm					
	8,6Kg					

Funzioni - Functions - Funktionen



Tecnologia - Technology - Technologie



Discovery 162T

1 x 230Vac



DISCOVERY 162T						
	1x230Vac ± 15% @ 50-60Hz					
	16A					
	TIG-WIG			MMA - E-HAND		
$\%_{0\ 40^{\circ}\text{C}}$	25%	60%	100%	30%	60%	100%
$\triangleright I_2$	160A	120A	100A	150A	115A	100A
I_2	5A - 160A			5A - 150A		
U_0/U_1	54V/9V					
$P_{i\ \text{MAX}}$	6,4kVA - 4,6KW					
IP	23S					
	360 x 120 x 215mm					
	6,6Kg					

Funzioni - Functions - Funktionen



Tecnologia - Technology - Technologie



Cruiser 322 - 402 - 502

3 x 400Vac



CRUISER 322				
	3x400Vac ± 15% @ 50-60Hz			
	25A			
	MMA - E-HAND		TIG-WIG	
$\%_{0\ 40^{\circ}\text{C}}$	60%	100%	60%	100%
$\cdot I_2$	300A	250A	320A	260A
I_2	10A - 300A		5A - 320A	
U_0/U_1	73V/10V			
P_{MAX}	14,3kVA - 11,0kW			
IP	23			
	690 x 290 x 510mm			
	45Kg			

CRUISER 402				
	3x400Vac ± 15% @ 50-60Hz			
	32A			
	MMA - E - HAND		TIG-WIG	
$\%_{0\ 40^{\circ}\text{C}}$	100%		100%	
$\cdot I_2$	400A		400A	
I_2	5A - 400A		5A - 500A	
U_0/U_1	83V/9V(502)			
P_{MAX}	18,4kVA - 16,8KW			
IP	23			
	690 x 290 x 510mm			
	50,7Kg			

CRUISER 502						
	3x400Vac ± 15% @ 50-60Hz					
	40A					
	MMA - E-HAND			TIG-WIG		
$\%_{0\ 40^{\circ}\text{C}}$	50%	60%	100%	50%	60%	100%
$\cdot I_2$	500A	450A	400A	500A	460A	400A
I_2	5A - 500A			5A - 500A		
U_0/U_1	83V/9V					
P_{MAX}	25,5kVA - 23,4KW					
IP	23					
	690 x 290 x 510mm					
	50,7Kg					



Tecnologia - Technology - Technologie



Funzioni - Functions - Funktionen



Discovery 300

3 x 400Vac



DISCOVERY 300						
	3x400Vac ± 15% @ 50-60Hz					
	20A					
	MMA - E-HAND			TIG-WIG		
$\%_{40^{\circ}\text{C}}$	40%	60%	100%	50%	60%	100%
$\cdot I_2$	300A	230A	200A	300A	250A	210A
I_2	10A - 300A			5A - 300A		
U_0/U_1	76V/9V					
P_{MAX}	13,3kVA - 10,7KW					
IP	23S					
	460 x 230 x 325mm					
	20,8Kg					

Funzioni - Functions - Funktionen



Tecnologia - Technology - Technologie



Discovery 200S

3 x 400Vac



DISCOVERY 200S						
	3x400Vac ± 15% @ 50-60Hz					
	16A					
	MMA - E-HAND			TIG-WIG		
$\%_{40^{\circ}\text{C}}$	40%	60%	100%	40%	60%	100%
$\cdot I_2$	200A	170A	130A	200A	170A	130A
I_2	5A - 200A			5A - 200A		
U_0/U_1	61V/13V					
P_{MAX}	6,7kVA - 6,3KW					
IP	23S					
	400 x 160 x 260mm					
	10,0Kg					



Tecnologia - Technology - Technologie



Multipower 184

1 x 115Vac - 1 x 230Vac



MULTIPOWER 184										
	1x230Vac ± 15% @ 50-60Hz						1x115Vac ± 15% @ 50-60Hz			
	16A						32A			
	MMA - E-HAND			TIG-WIG			MMA - E-HAND			TIG-WIG
$\%_{40^{\circ}\text{C}}$	35%	60%	100%	35%	60%	100%	50%	60%	100%	100%
$\cdot I_2$	180A	130A	120A	180A	130A	120A	115A	110A	105A	115A
I_2	10A - 180A			5A - 180A			10A - 115A		5A - 115A	
U_o/U_i	83V/11V									
P_{MAX}	5,8kVA - 5,6kW									
IP	23S									
	400 x 160 x 260mm									
	10,4Kg									

Funzioni - Functions - Funktionen



Tecnologia - Technology - Technologie



Discovery 150TP

1 x 230Vac



DISCOVERY 150TP						
	1x230Vac ± 15% @ 50-60Hz					
	16A					
	MMA - E-HAND			TIG-WIG		
$\%_{40^{\circ}\text{C}}$	35%	60%	100%	35%	60%	100%
$\cdot I_2$	140A	110A	100A	150A	115A	100A
I_2	5A - 140A			5A - 150A		
U_o/U_i	94V/11V					
P_{MAX}	5,6 kVA - 4,0KW					
IP	23S					
	310 x 120 x 215mm					
	5,4Kg					



Tecnologia - Technology - Technologie





Power Pulse 505d						
Power Pulse 405d						
Power Pulse 505dms						
Power Pulse 405dms						
Power Pulse 405d RC V						
Power Pulse 502AC/DC		x	x	x	x	x
Power Pulse 402AC/DC		x	x	x	x	x
Power Pulse 322AC/DC		x	x	x	x	x
Power Pulse 502T		x	x	x	x	x
Power Pulse 402T		x	x	x	x	x
Power Pulse 322T		x	x	x	x	x
Power Pulse 502	x					
Power Pulse 402	x					
Power Pulse 322						
Pioneer Pulse 503MSR						
Pioneer Pulse 403MSR						
Pioneer Pulse 321MSR						
Pioneer Pulse 403MKS						
Pioneer Pulse 321MKS						
Micropulse 302MFK						
Pioneer 503MSR						
Pioneer 403MSR						
Pioneer 403MKS						
MicroMAG 302MFK						
MicroMAG 301 Plus						
Discovery 161MF TP						
Pioneer 321MSR						
Pioneer 321MKS						
Cruiser 502AC/DC		x	x	x	x	x
Cruiser 402AC/DC		x	x	x	x	x
Cruiser 322AC/DC		x	x	x	x	x
Discovery 300AC/DC EVO		x	x	x	x	x
Discovery 221AC/DC EVO		x	x	x	x	x
Discovery 200AC/DC						
Cruiser 502T		x	x	x	x	x
Cruiser 402T		x	x	x	x	x
Cruiser 322T		x	x	x	x	x
Discovery 300T EVO		x	x	x	x	x
Discovery 220T EVO		x	x	x	x	x
Multipower 204T	x	x	x	x	x	x
Discovery 172T - 172T MAX		x	x	x	x	x
Discovery 162T			x			
Cruiser 502	x					
Cruiser 402	x					
Cruiser 322						
Discovery 300	x					
Discovery 200 S						
Multipower 184	x					
Discovery 150TP						



WELD THE WORLD

WECO Srl

Corso Noblesville n.8,
35013, Cittadella,
(Padova) Italy
+39 049 7301120
info@weco.it
www.weco.it



Management
System
ISO 9001:2015



www.tuv.com
ID 900002869

Dealer \ Distributore \ Fachhändler